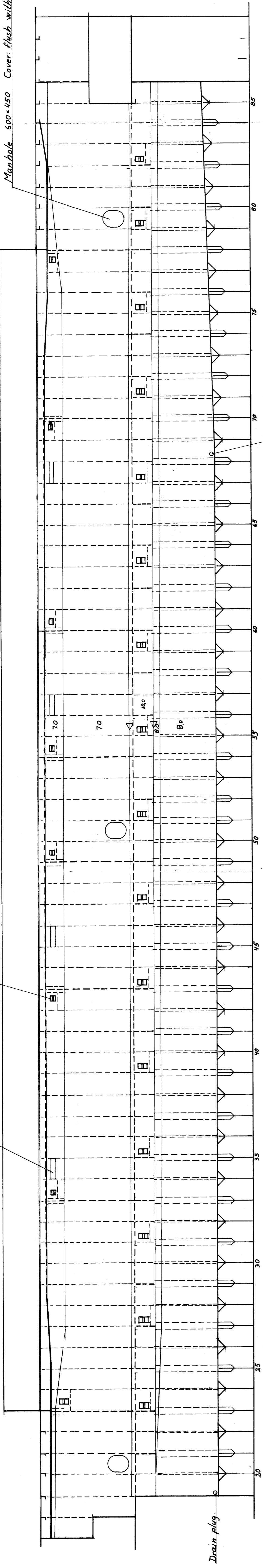


Recess for light.

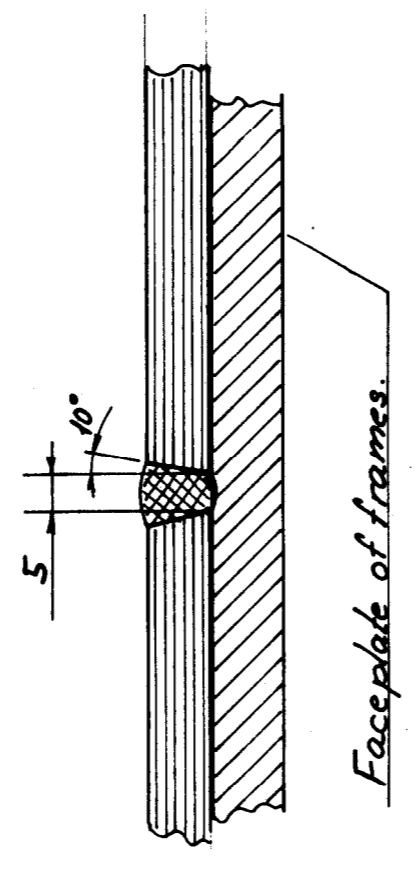
Washing pot.



Longitudinal bulkhead PS & SB.

Welding:

8 mm plates to frames:



10 mm plates to frames Δ 3.5 75 Z 300


7 mm plates to frames Δ 3.0 75 Z 300

Tweendeck.

Washing pot.  
Cast steel.  
24 Each side.

100 x B 1

Existing hatch coaming.



Plan of tweendeck.

Scale:	Date: 010531	Sign: N.M.	Size: 0.5 m <sup>2</sup>	Draw no.: 302-12-01	Rev: A
1:50					Date: 1/2 89
NIELS MOSBERG Rådgivende skibsingeniør · Consulting Naval Architects Frederiksgade 1 · DK 5700 Svendborg · Denmark Tlf. 09 21 80 10 · International (+45) 9 21 80 10			M/V. "SONJA HOVE" BOXHOLD.		